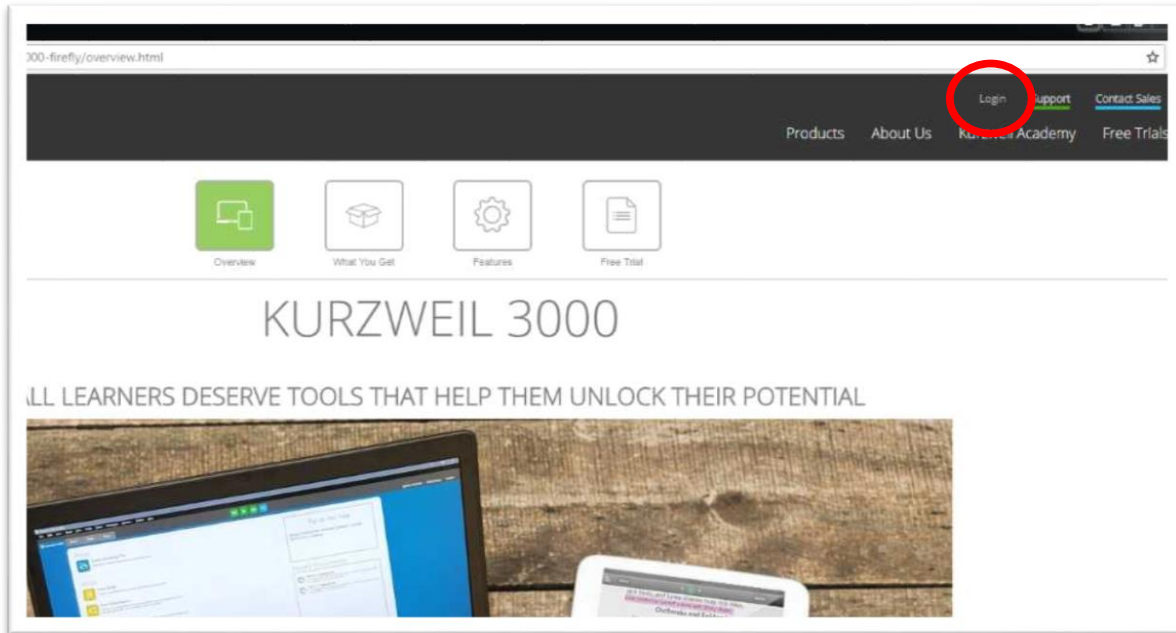


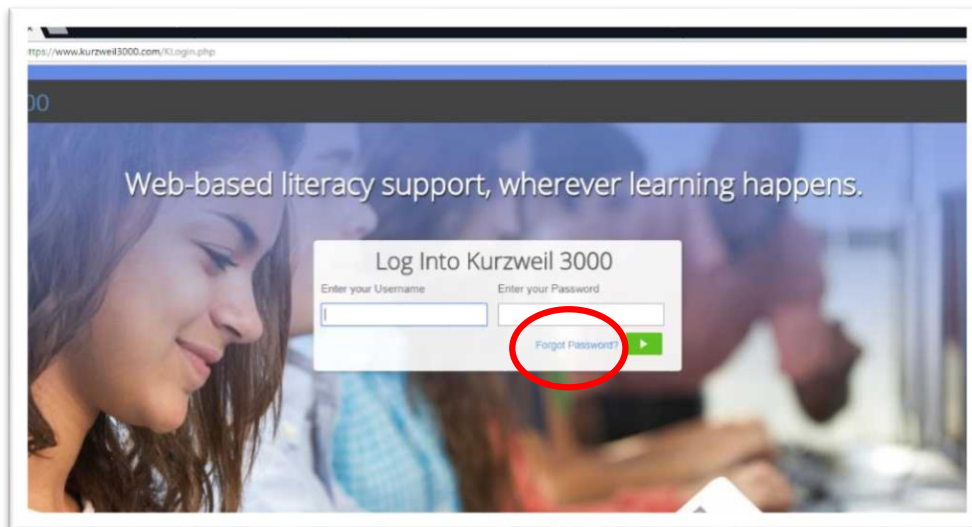
KURZWEIL 3000 ACTIVATION

To activate your Kurzweil 3000 subscription:

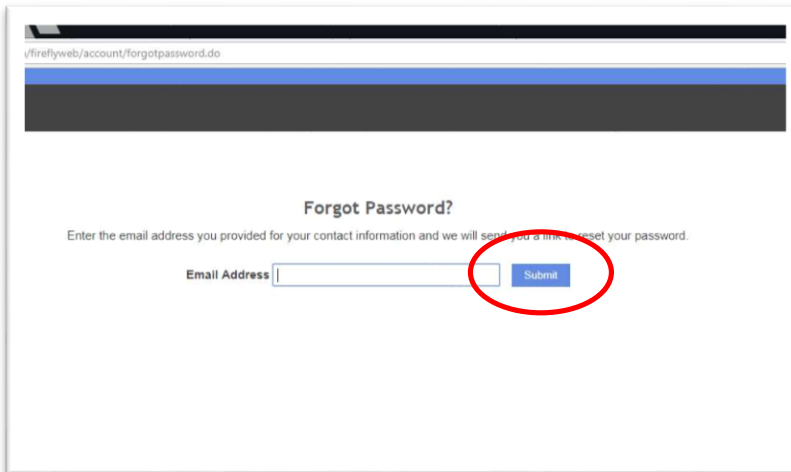
1. Open <https://www.kurzweil3000.com/> and select “login” from the top right corner:



2. When the login page opens, select “Forgot Password?”

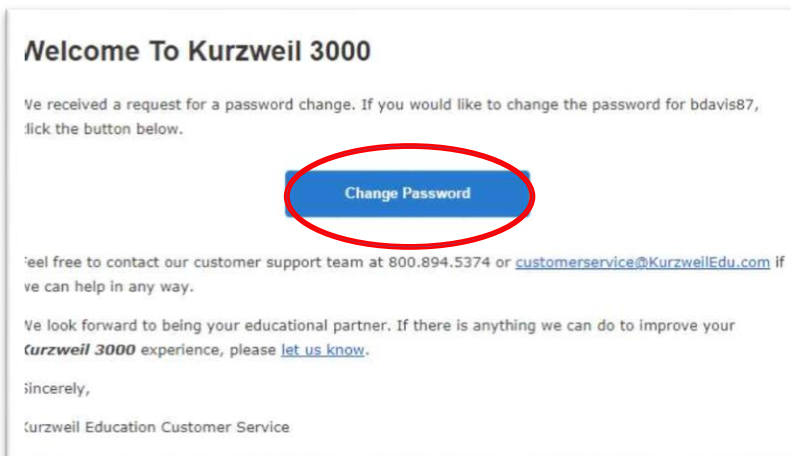


3. Enter your HEARTLAND email and “Submit”

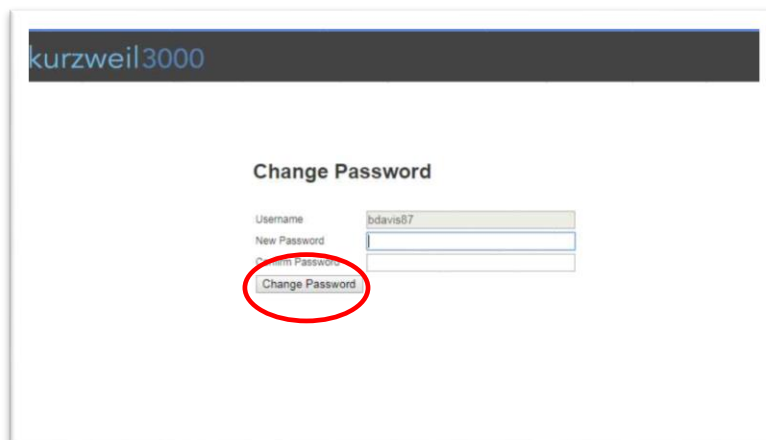


The screenshot shows a web browser window with the URL `/fireflyweb/account/forgotpassword.do`. The page title is "Forgot Password?". Below the title, there is a text prompt: "Enter the email address you provided for your contact information and we will send you a link to reset your password." There is a text input field labeled "Email Address" and a blue "Submit" button. A red circle highlights the "Submit" button.

4. Open your HEARTLAND email and open the email sent by Kurzweil. Select the “Change Password.”



5. Create a new password, confirm new password, and select “Change Password”



The screenshot shows a web browser window with the URL `kurzweil3000`. The page title is "Change Password". There are three input fields: "Username" with the value "bdavis87", "New Password", and "Confirm Password". A blue "Change Password" button is highlighted with a red circle.

6. Return to <https://www.kurzweil3000.com/> and sign in. Your homepage will open.