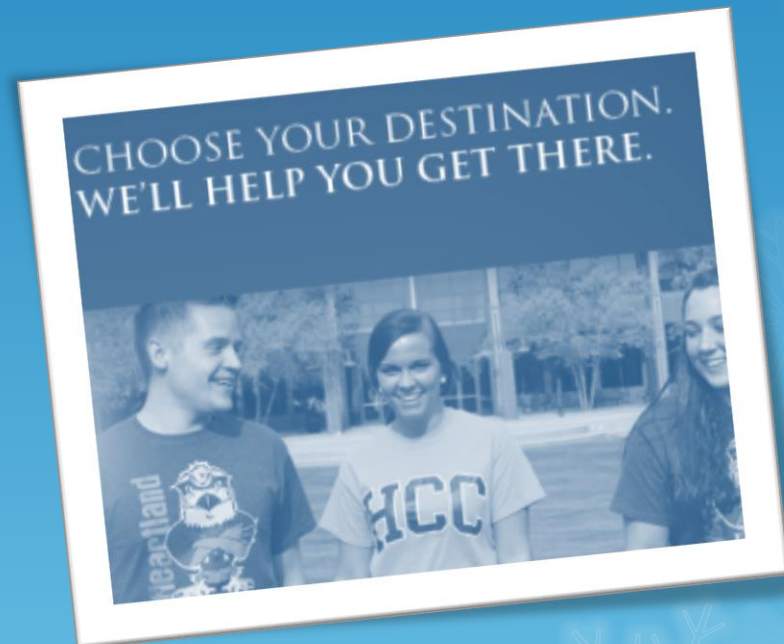


From How Many to **How Well** in Enrollment Services

Lindsay & Padriac



The Transition...

Business Processes


- FY 12 Gap Analysis
- FY 13 Campus Works
- FY 14 SEM
- FY 15 Program of Study

Culture



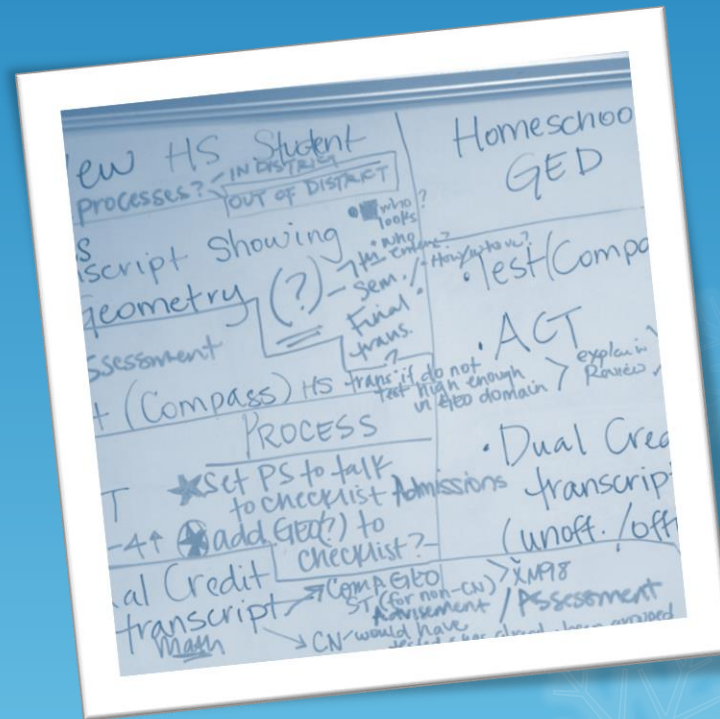
Strategic Enrollment Management Principles

ES SEM-Antics Highlights



5 by 5 Matrix

- Quick Assignment
- Quick Example



New Student Days

- 60 Pilot Year
- 536 FY 14
- 925 FY 15



Priority Registration

Current Students

1,941 Fall 2012

2,652 Fall 2014

New Student Day 2

875 of 925 (95%)

Attended a 2nd appointment
with their advisor prior to
registration.



High School Yield

- Above 30%
Yield of 2012
Graduating Class

- 5 of 18
Regional High
Schools

- Above 25%
Yield of 2012
Graduating Class

- 11 of 18
Regional High
Schools



Financial Aid SAP*

Past years:

- 70% of FA Students met SAP*

This year:

- 80% of FA Students met SAP

*Satisfactory Academic Progress guidelines

Completion

Success is earned one achievement at a time.

- 3,682 Target
FY10-FY14
- 3,644 Actual
FY 10-FY14

99% of Target



Student Profiles

Generally The Undergraduates:

54% Female

75% 24 years or younger

41% Full-time

54% AA, AS or AES

19% AAS or Certificate

27% non-degree or certificate

Business – AA

Biology – AS

Nursing – AAS

Welding - Certificate

